客户 Customer: 日期 DATE:

纳入仕样书
SPECIFICATION

产 品 名 称 PRODUCT NAME: 声表双工器
SAW Duplexer

贵 司 料 号 YOUR PART NO.:

敝 司 料 号 OUR PART NO.: MS16U1G74-DU03C

版 本 号 VERSION.: V1.1

接受 RECEPTION THE SPECIFICATION HAS BEEN ACCEPTED. 该纳入仕样书已被我司接受 日期: DATE: 公司: COMPANY:		
批准 CFMD	审核 CHKD	接收 RCVD

CFMD. 批准	CHKD. 审核	DSGD. 担当
赵拥军	赖定权	赵新佳

深圳市麦捷微电子科技股份有限公司
SHENZHEN MICROGATE TECHNOLOGY CO.，LTD
TEL：86-755-28085000
FAX：86-755-28085605

纳入仕样书改定履历

MODIFY HISTORY OF SPECIFICATION

NO.	修改日期/DATE	修改内容/CONTENT	批准/APPROVED
1.0	2022.05.26	初稿 /New Released	赵拥军
1.1	2022.09.03	版本升级/Version Upgrade	赵拥军

目录 CATALOG

1 适用范围 Scope 4
2 品名构成 Product Identification 4
3 尺寸和管脚定义 Dimensions and PIN Configurations 4
4 推荐焊盘与测试电路 Recommended Land Pattern and Test Circuit 4
5 电气性能 Electrical Characteristics 5
6 包装 Packaging 11
7 装箱清单及标志 Packing documents and marking 12
8 保管 Storage 14

1 适用范围 Scope

麦捷声表滤波器系列产品设计用于 WIFI、GPS、移动电话和无绳电话机等相关市场中。
Microgate SAW Component is applicable for WIFI/GPS/Mobile phone/Cordless phone relevant market.

2 品名构成 Product Identification

MS	16	U	1G74	–	DU	03	C
①	②	③	④		⑤	⑥	⑦

① 麦捷声表滤波器/Microgate SAW
② 尺寸/Size：16 (18-1814, 16-1612,15-1511,14-1411, 11-1109)
③ 输出/Output：U (B-Balance out, U-Unbalance out)
④ 频率/Frequency：1G74-1.74GHz
⑤ 型号/Type：DU (QP-QPX,DU-Duplexer, DI-Diplexer, Tx-Tx SAW, Rx-Rx SAW)
⑥ 频段/Band：03-Band3
⑦ 流水号/Serial number

3 尺寸和管脚定义 Dimensions and PIN Configurations

Top View

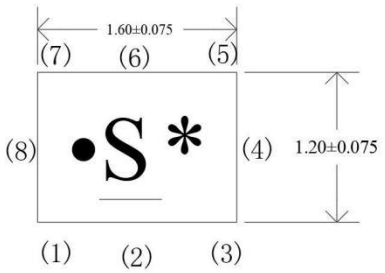

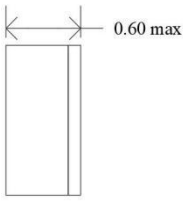

Bottom View

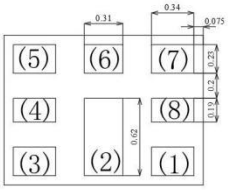

Unit: mm

*: month code

PIN NO.	（1）	（2）	（3）	（4）	（5）	（6）	（7）	（8）
PIN Name	Rx	GND	Tx	GND	GND	ANT	GND	GND

4 推荐焊盘与测试电路 Recommended Land Pattern and Test Circuit

Land Pattern
Unit:mm

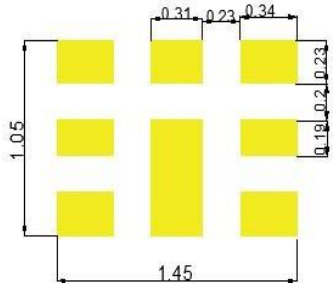

Test Circuit
Top View

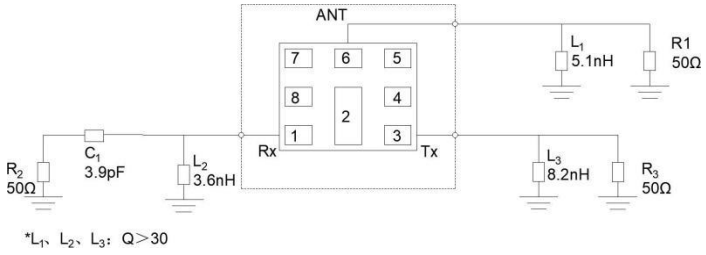

5 电气性能 Electrical Characteristics

操作温度范围 Operating Temperature Range : -20 to +85℃

保存温度范围 Storage Temperature Range : -40 to +85℃

测试温度范围 Test Temperature：25℃±2℃

湿度敏感等级 Moisture Sensitivity Level: MSL 2a

静电敏感等级 Electrostatic Discharge(ESD) Sensitivity: 250V (Human Body Model)

端口电压 D.C. Volatage between the terminals: 3V (25℃±2℃)

Table1. Electrical Specification

No.	Item		Frequency (MHz)	Specification			
				Min	Typ.	Max	Unit
1	Tx to ANT	Insertion Loss	1710~1785		2.3	2.9	dB
2		Ripple Deviation	1710~1785		1.1	1.5	dB
3		Absolute Attenuation	10~960	32	37		dB
4			1164~1189	30	34		dB
5			1559~1606	30	35		dB
6			1606~1680	15	25		dB
7			1805~1880	42	50		dB
8			1920~1980	33	45		dB
9			2110~2170	30	40		dB
10			2400~2500	25	33		dB
11			2620~2690	22	30		dB
12			3420~3570	15	25		dB
13			4900~5850	10	15		dB
14		VSWR	1710~1785(TX)		1.7	2.1	
15			1710~1785(ANT)		1.6	2	
16	Input Signal Level		+30 dBm, Continuous wave for 3000h(55℃)				

Table2. Electrical Specification

No.	Item		Frequency (MHz)	Specification			
				Min	Typ.	Max	Unit
1	ANT to Rx	Insertion Loss	1805~1880		2.7	3.3	dB
2		Ripple Deviation	1805~1880		1.5	1.8	dB
3		Absolute Attenuation	1~1710	30	37		dB
4			718~748	40	52		dB
5			814~849	40	50		dB
6			850~915	40	49		dB
7			1447~1463	30	37		dB
8			1615~1690	33	41		dB
9			1710~1785	46	53		dB
10			1785~1790	12	45		dB
11			1920~2400	33	41		dB
12			2400~2500	37	43		dB
13			2500~2570	38	44		dB
14			2570~3515	35	42		dB
15			3515~3760	45	55		dB
16			4900~5950	30	40		dB
17			7220~7520	15	20		dB
18		VSWR	1805~1880(ANT)		1.7	2.2	
19			1805~1880(RX)		1.8	2.2	

Table3. Electrical Specification

No.	Item		Frequency (MHz)	Specification			
				Min	Typ.	Max	Unit
1	Tx to Rx	Isolation	1710~1785	52	55		dB
2			1805~1880	50	53		dB

Frequency Performance

Tx to ANT

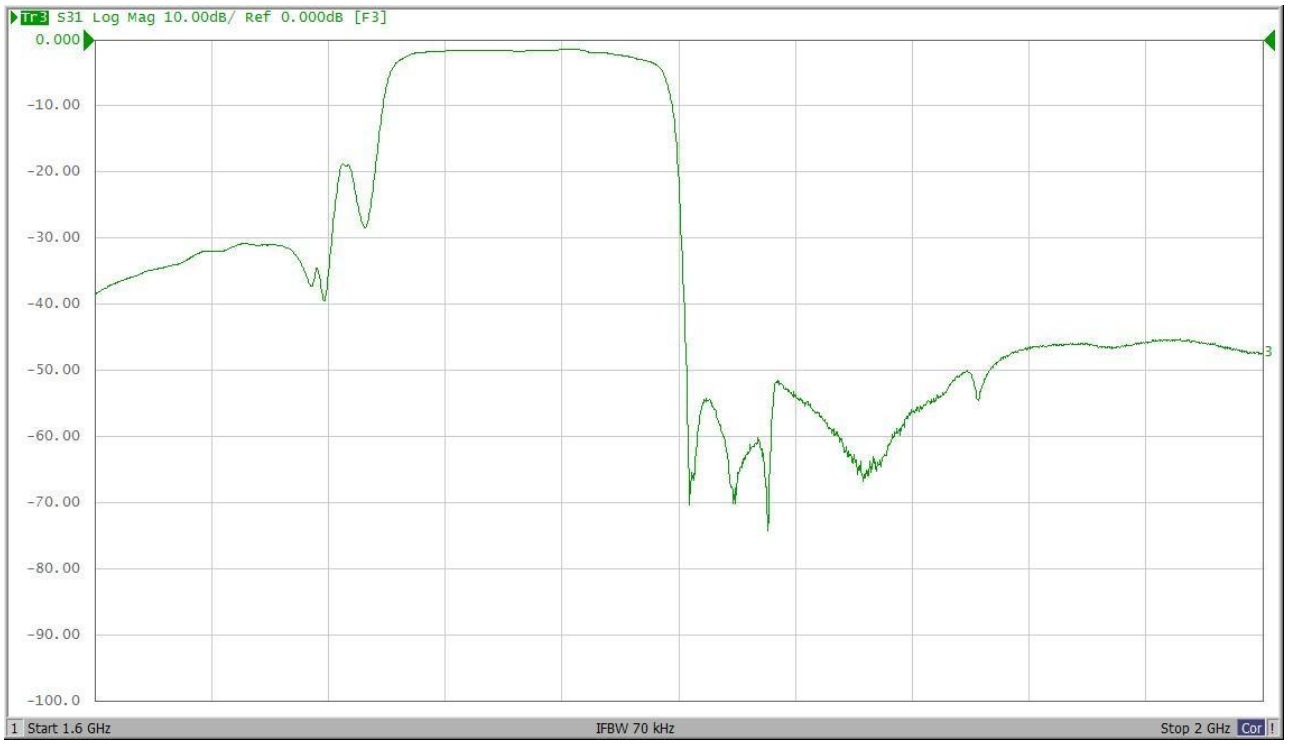

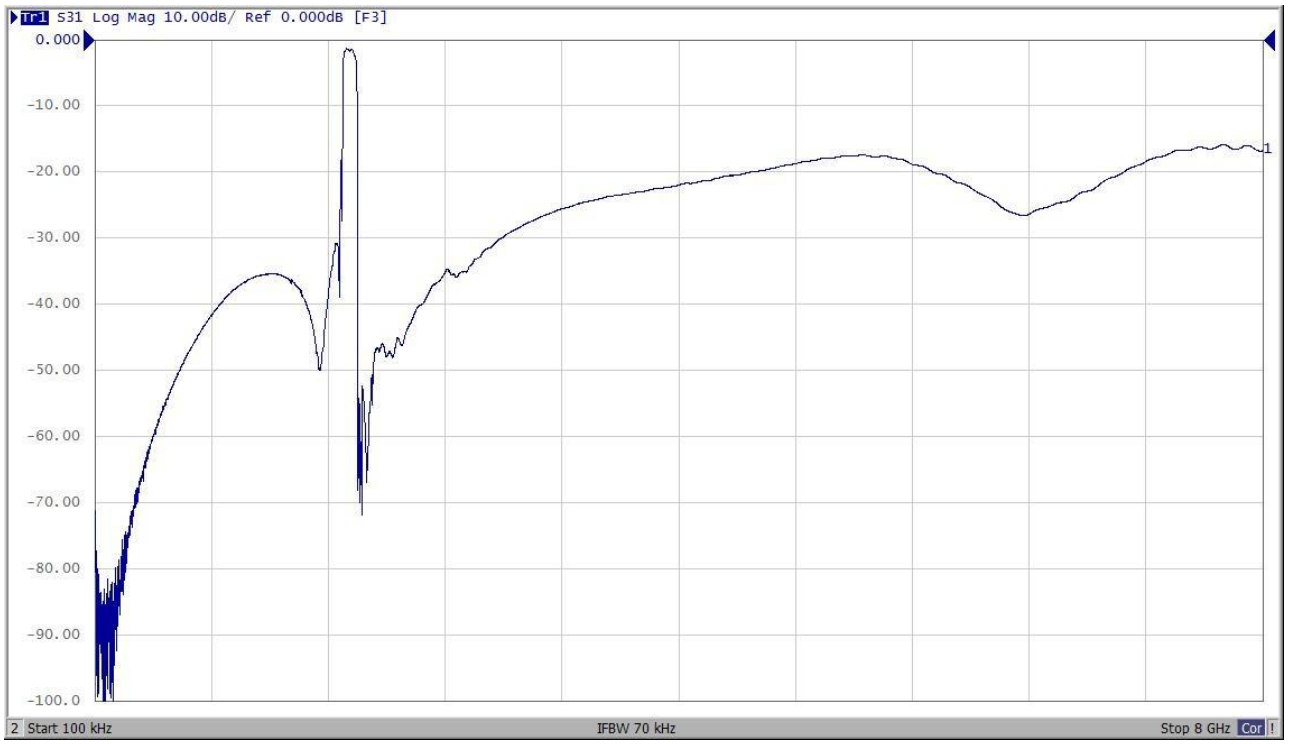

ANT to Rx


Tr2 S21 Log Mag 10.00dB/ Ref 0.000dB [F3]
0.000
-10.00
-20.00
-30.00
-40.00
-50.00
-60.00
-70.00
-80.00
-90.00
-100.0
1 Start 1.6 GHz
IFBW 70 kHz
Stop 2 GHz
Cor

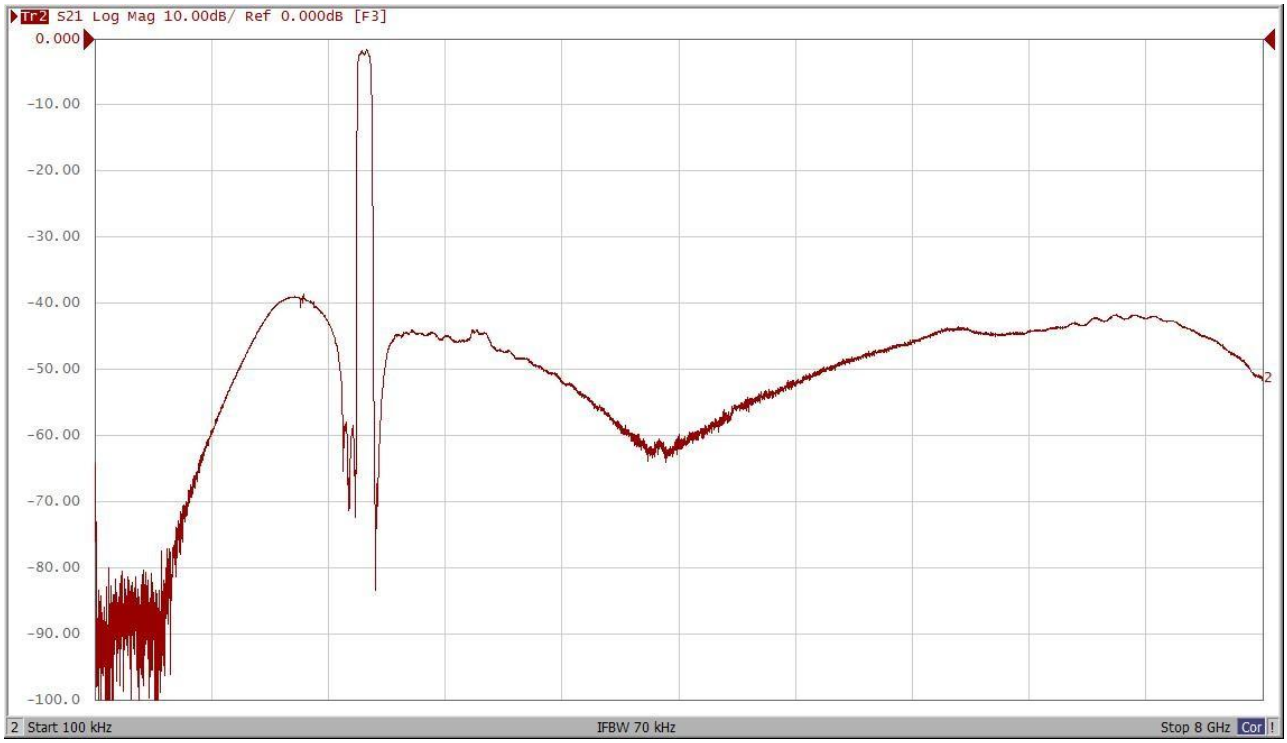
Tr2 S21 Log Mag 10.00dB/ Ref 0.000dB [F3]
0.000
-10.00
-20.00
-30.00
-40.00
-50.00
-60.00
-70.00
-80.00
-90.00
-100.0
2 Start 100 kHz
IFBW 70 kHz
Stop 8 GHz
Cor

VSWR

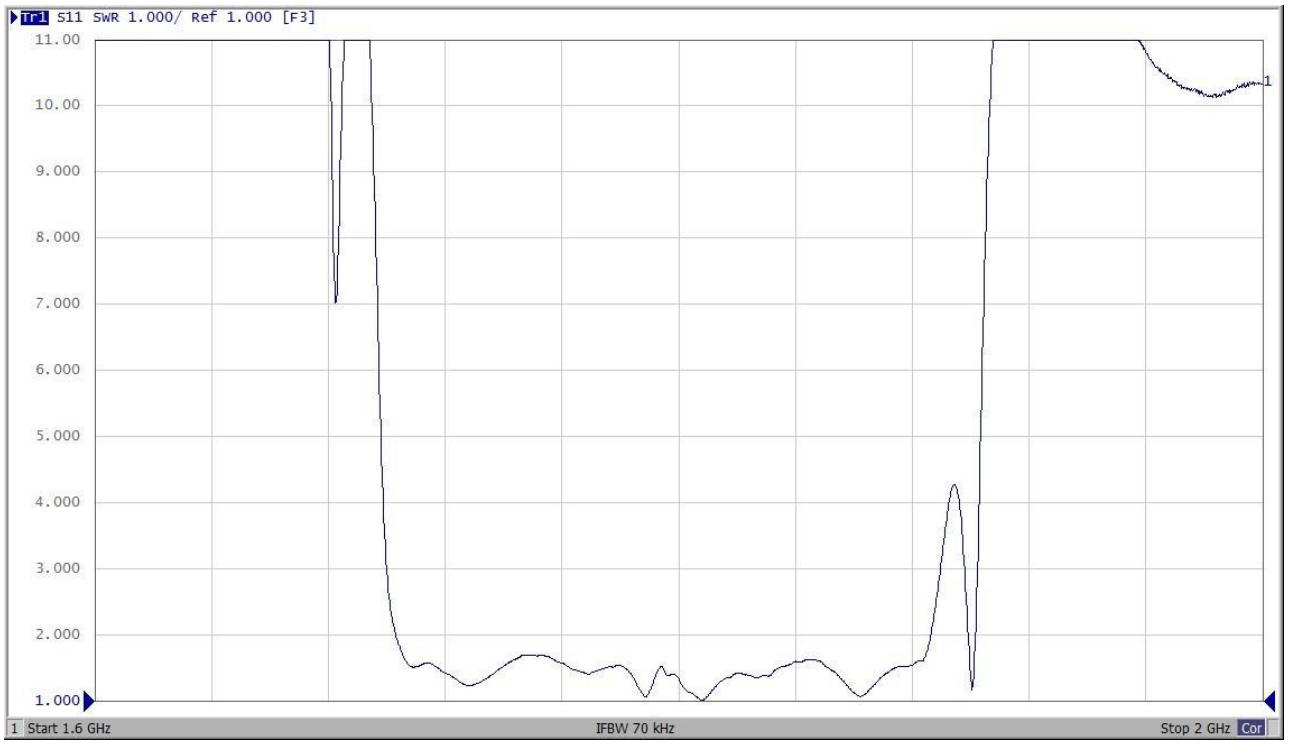
Tr1 S11 SWR 1.000/ Ref 1.000 [F3]
11.00
10.00
9.000
8.000
7.000
6.000
5.000
4.000
3.000
2.000
1.000
1
1 Start 1.6 GHz
IFBW 70 kHz
Stop 2 GHz
Cor

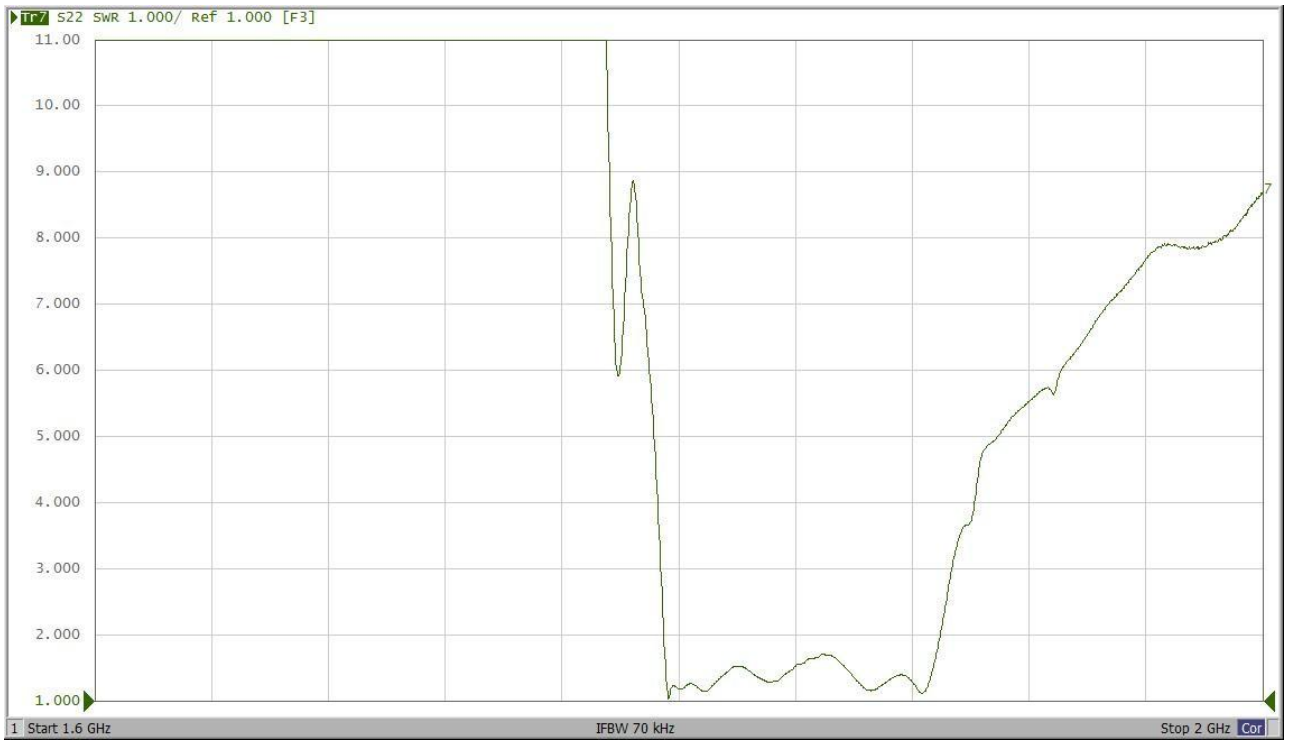
Tr7 S22 SWR 1.000/ Ref 1.000 [F3]
11.00
10.00
9.000
8.000
7.000
6.000
5.000
4.000
3.000
2.000
1.000
7
1 Start 1.6 GHz
IFBW 70 kHz
Stop 2 GHz
Cor

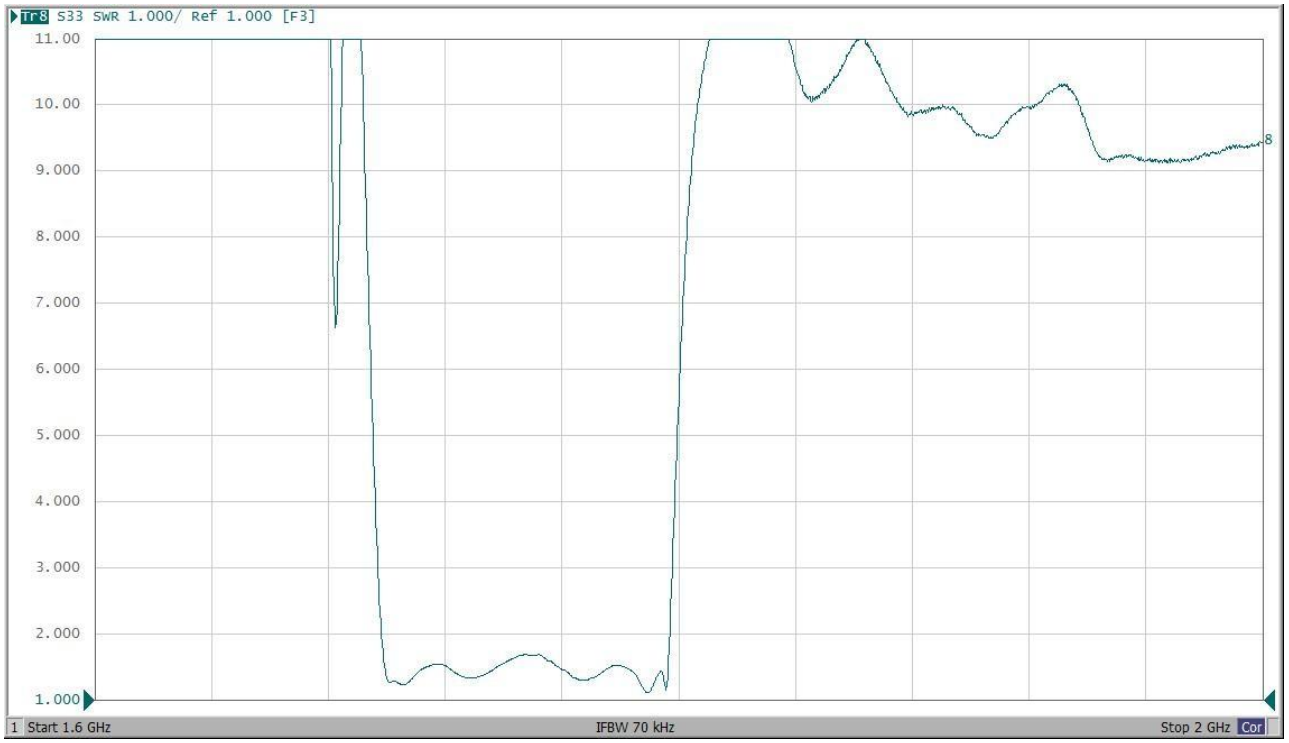

Isolation Tx to Rx

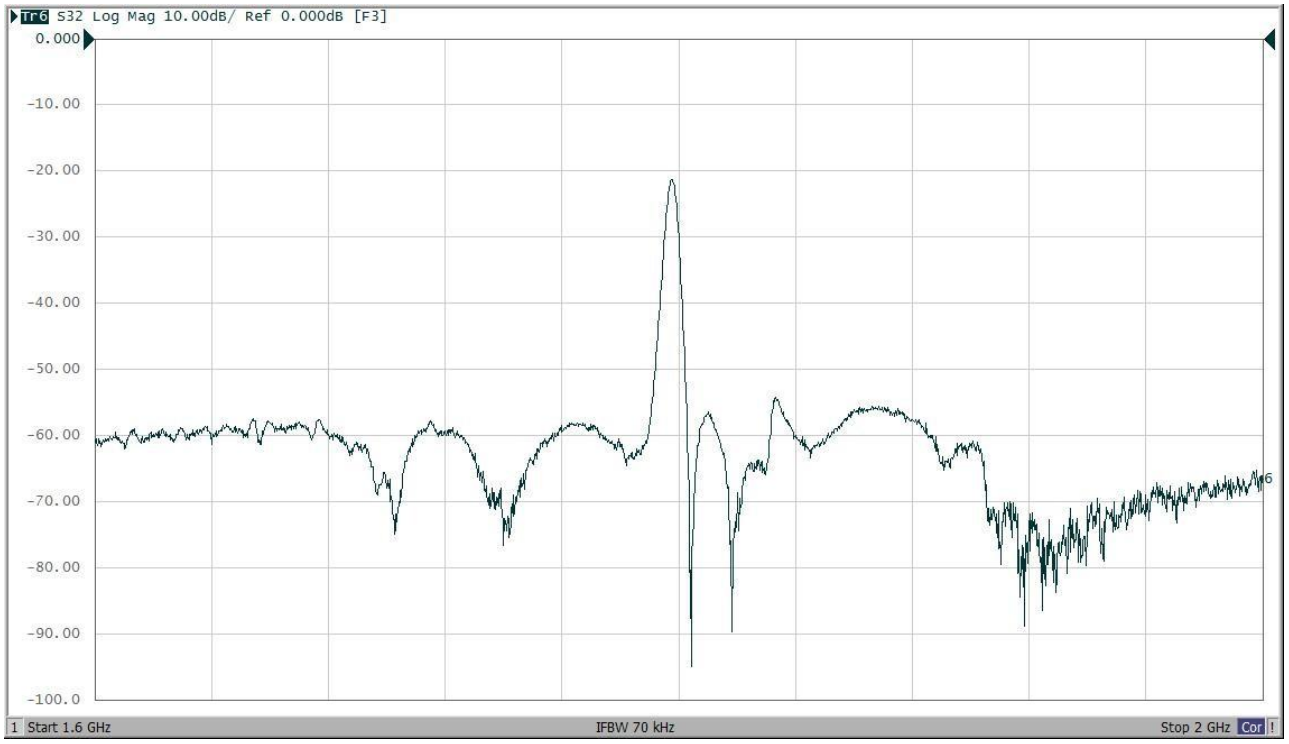

6 包装 Packaging

① 编带尺寸 Dimensions of Tape:

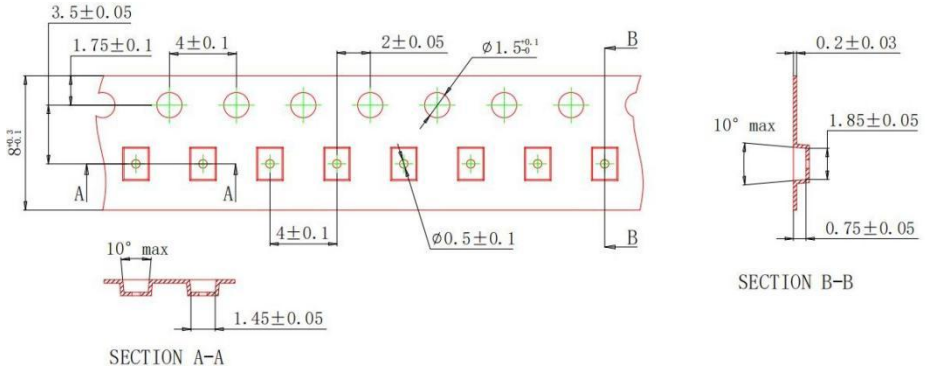

② 带轮尺寸 Dimensions of Reel

Unit: mm

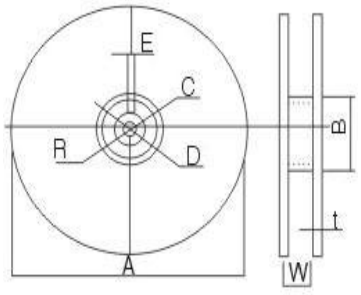

Reel material: PS (Polystyrene)

A	178±2
B	60±2
C	13.0±0.5
D	21.0±0.8
E	2.0±0.5
W	8.5±1.0
t	1.2±0.2
R	1.0±0.25

③ 编带简图及拉伸方向 Taping figure and drawing direction:

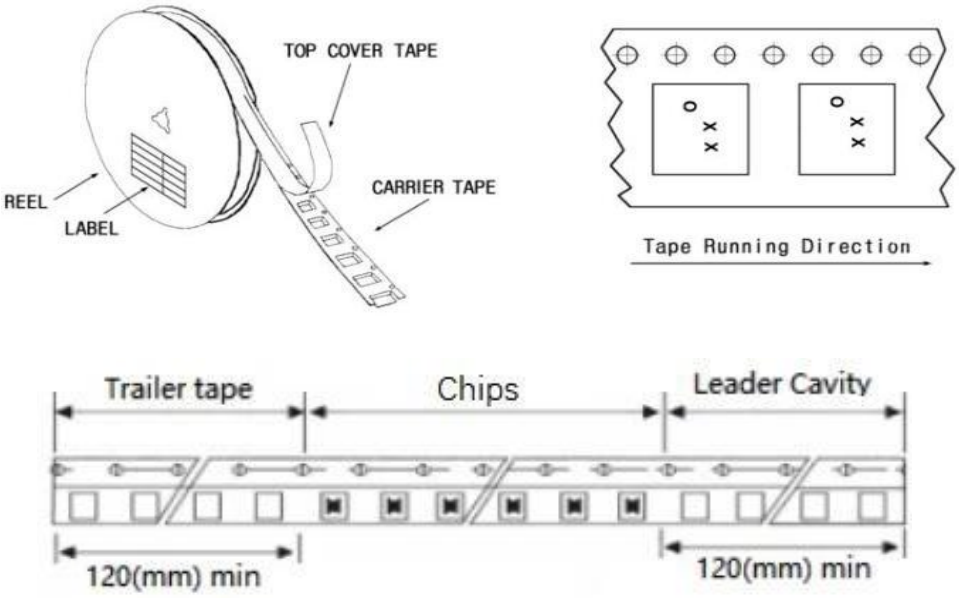

④ 盖带的剥离强度 Peeling strength of cover tape:

盖带 Cover tape	0.1~1.0N (10gf~100gf)

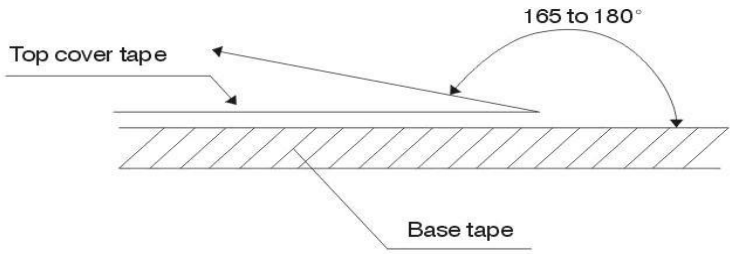

测试条件 Test condition:

1) 剥离角度 peel angle: 165°~180° vs. carrier tape.
2) 剥离速度 peel speed: 300mm/min±10%.

⑤ 包装数量 Packaging quantities: 3000 PCS / Reel

7 装箱清单及标志 Packing documents and marking

① 包装文件 Packing documents

a.装箱清单 Packing list.

b.合格证书 Certificate of compliance.

② 盘上标记 Marking on reels:

a. 麦捷料号 MICROGATE Part No.

b. 生产批号 Lot number

c. 盘装数量 Quantity per reel

d. 检验员号 Inspector No.

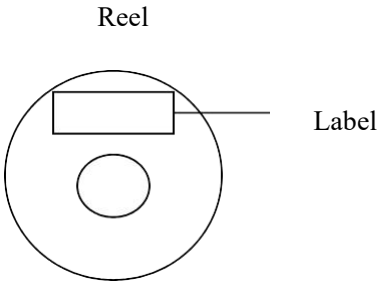

以上内容必须在标签上注明.All above shall be shown on marking label

麦捷公司标签如下所示：MICROGATE marking label will be as following:

MICROGATE

CUSTOMER:	P. O. NO	
CUSTOMER PART NO:	DATE CODE	LOT NO
MG PART NO:	QUANTITY	INSP. NO

MG PART NO

检验合格后，检验员在标签上盖上合格章。合格章如下所示：The eligible reels will be pressed a mark onto the surface. The mark will be as following:

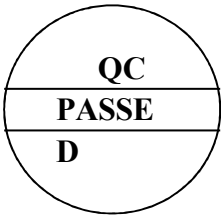

③ 内包装盒标记:Marking on inner box

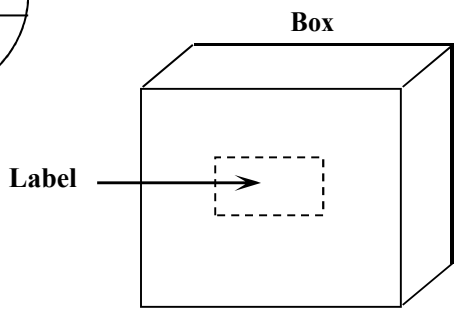

a.型号 MICROGATE part No.

b.每盒数量 Quantity per box

c. 包装日期 Date

以上内容必须在标签上注明（标签见 7.2 所示）。Above shall be shown on marking label (The marking label is shown in item 7.2).

④ 外包装箱标记 Marking on outer case:

1) 制造商 Manufacturer: “MICROGATE” ①

“中国深圳制造” “Made in Shenzhen CHINA”②

2) 发运标记 Ship marking:

“向上” “UP”, “小心轻放”“HAND CARE”, “防潮”“MOISTURE-PROOF”.

3) 包装标签包括以下内容 Packing label include the following:

a.型号 MICROGATE Part No

b.总数量 Total quantity per case

c.包装日期 Date;

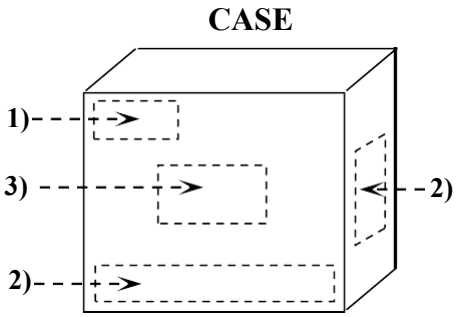

以上内容必须在标签上注明。(参见 7.2 所示)

All above shall be shown on marking label. (The marking label is shown in item 7.2)

8 保管 Storage

保存条件 Storage conditions

- 存放货物的库房应满足以下条件 Products should be storage in the warehouse on the following conditions

  温度 Temperature: ≤40℃

  湿度 Humidity : ≤70% relative humidity

  不允许温、湿度有极剧变化。No rapid change on temperature and humidity

- 禁止将产品保管在腐蚀性物质中，例如硫磺、氯气或者酸，否则将引起端头氧化，导致降低焊接性。Don't keep products in corrosive gases such as sulfur, chlorine gas or acid, or it may cause oxidization of electrode, resulting in poor solder ability.
- 为了避免受潮气、灰尘等物质的影响，产品应保管于货架上。Products should be storage on the palette for the prevention of the influence from humidity, dust and so on.
- 产品保管在库房中时，应避免热冲击，振动以及直接光照等等。Products should be storage in the warehouse without heat shock, vibration, and direct sunlight and so on.
- 产品应密封包装 Products should be storage under the airtight packaged condition.