客户 Customer：　　日期 Date:

规格书
SPECIFICATION

产 品 名 称 PRODUCT NAME:	高通滤波器 High Pass Filter
贵 司 料 号 YOUR PART NO.:	
敝 司 料 号 OUR PART NO.:	MHPF15M5G50P69-H03
版 本 号 VERSION.:	V1.4

接受 RECEPTION THE SPECIFICATION HAS BEEN ACCEPTED. 该规格书已被我司接受 日期: DATE： 公司： COMPANY：		
批准 CFMD	审核 CHKD	接收 RCVD

本规格书共 8 页

MANUFACTURING NAME

深圳市麦捷微电子科技有限公司
SHENZHEN MICROGATE TECHNOLOGY CO。，LTD
TEL：86-755-28085000
FAX：86-755-28085605

CFMD. 批准	CHKD. 审核	DSGD. 担当
梁启新	付迎华	曾艳锋

规格书改定履历 MODIFY HISTORY OF SPECIFICATION

Ver.	DATE	CONTENT	APPROVED
1.0	2020.05.20	初稿 Constitute	梁启新
1.1	2020.08.20	更新外形尺寸 Modify the Appearance	付迎华
1.2	2021.02.27	更新特性曲线 Update Characteristic Curve	付迎华
1.3	2023.08.07	增加典型值、推荐焊盘和编带 Add the Typical Value of IL.、Land Pattern、Packaging	付迎华
1.4	2025.08.15	更新 Mark 颜色 Update the Mark	付迎华

目录 CATALOG

1 适用范围 Scope. 4
2 品名构成 Product Identification. 4
3 形状、尺寸 Appearance, Dimensions and Material. 4
4 测试条件 Testing Conditions. 4
5 电气性能 Electrical Characteristics. 5
6 特性曲线 Electrical Curve. 5
7 焊接条件 Recommended Soldering Conditions. 6
8 包装 Packaging 7

1 适用范围 Scope

Microgate Microwave Balun MGMB series are designed to be used in WLAN、GSM、Bluetooth、DVD & cordless phones with low insertion loss and small size SMD chip design , which can simplify your complex tuning and circuit design .

麦捷微波阻抗转换器MGMB系列产品设计用于WLAN、GSM、Bluetooth、DVD和无绳电话机中，具有低的插入损耗和小体积SMD片式设计，能减少复杂的调校工作，可以简化电路设计。

2 品名构成 Product Identification

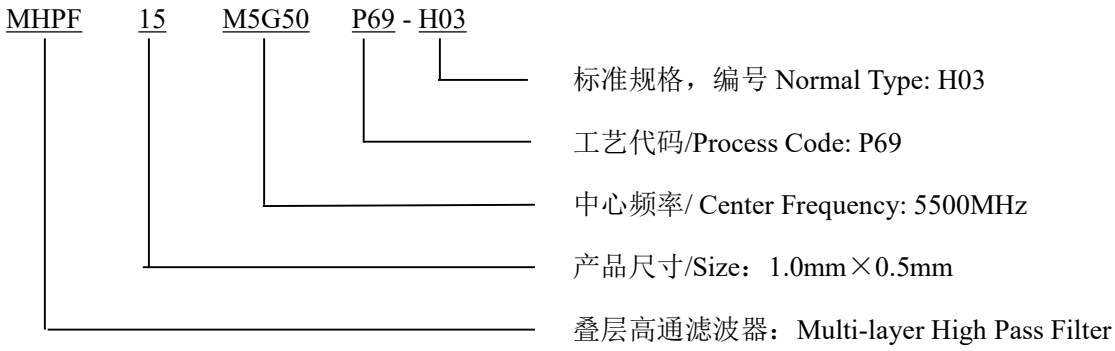

3 形状、尺寸 Appearance, Dimensions and Material

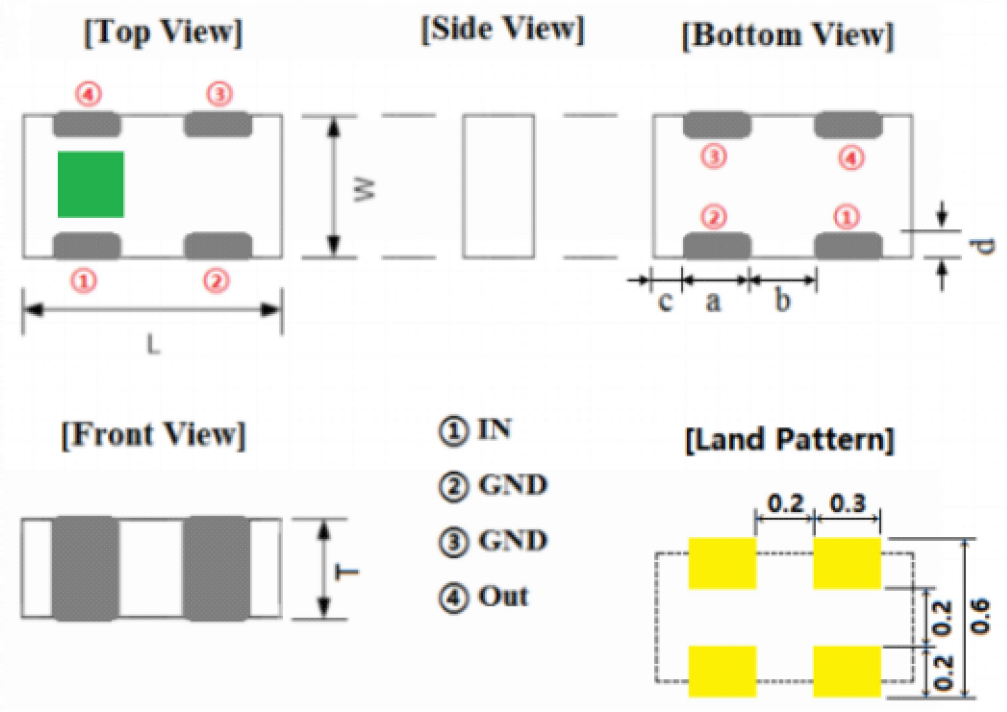

Mark	L	W	T	a	b	c	d
Dimensions	1.00±0.10	0.50±0.10	0.42 Max	0.30±0.10	0.20±0.10	0.10±0.10	0.12±0.07

4 测试条件 Testing Conditions

除非另有规定，否则在以下条件下测试 <Unless otherwise specified>

温度 Temperature : Ordinary Temperature -40 to +85℃)

湿度 Humidity : Ordinary Humidity (25 to 85% RH)

大气压强 Atmospheric Pressure : 86 to 106 kPa

5 电气性能 Electrical Characteristics

操作温度范围 Operating Temperature Range : -40 to +85℃

保存温度范围 Storage Temperature Range : -40 to +85℃

No.	Item (项目)	Frequency 频率 （MHz）	Specifications 规格 （dB）		
			Min.	Typ.	Max.
5.1	Insertion Loss 插入衰耗	5150~5250		3.12	6.0
		5250~5350		1.87	4.0
		5500~5950		1.00	4.0
5.2	Return Loss 回波损耗	5150~5250	8	13.2	
		5250~5350	12	21.9	
		5500~5950	12	17.8	
5.3	Attenuation 阻带衰耗	4800~4960	10	12.4	
5.4	In/Output Impedance 输入/输出阻抗		50 Ω		
5.5	Max Power		1W		

6 特性曲线 Electrical Curve

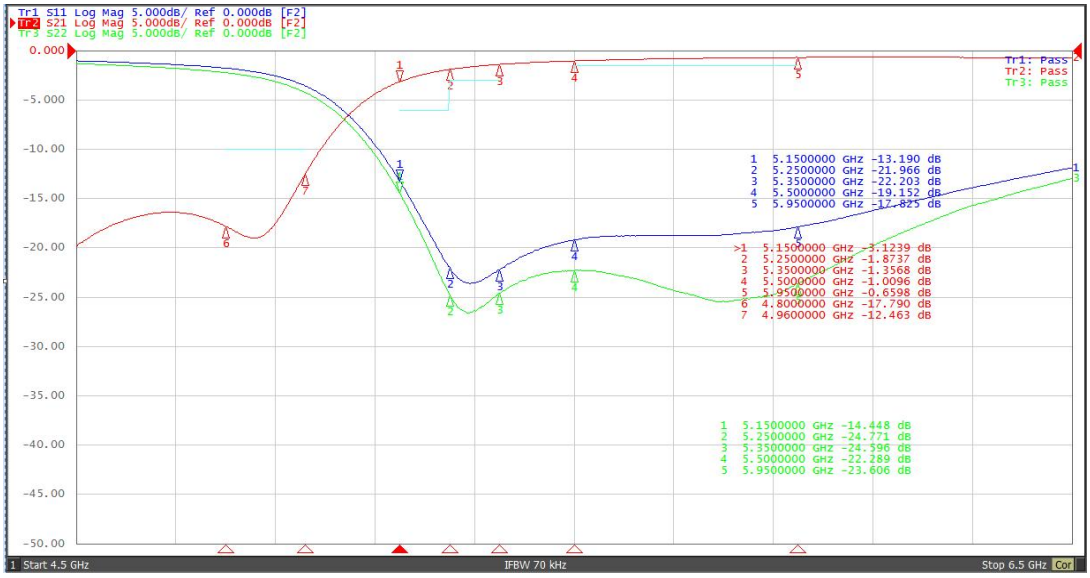

7 焊接条件 Recommended Soldering Conditions

产品可用于回流焊 Product can be applied to reflow soldering.

（1） 焊剂 Flux, Solder

① 使用松香助焊剂，禁止使用卤化物含量起过 0.2wt%的强酸性助焊剂。

Use rosin-based flux. Don't use highly acidic flux with halide content exceeding 0.2wt% (chlorine conversion value).

② 使用纯锡焊料 Use Sn solder.

（2） 标准回流焊曲线 Standard soldering profile.

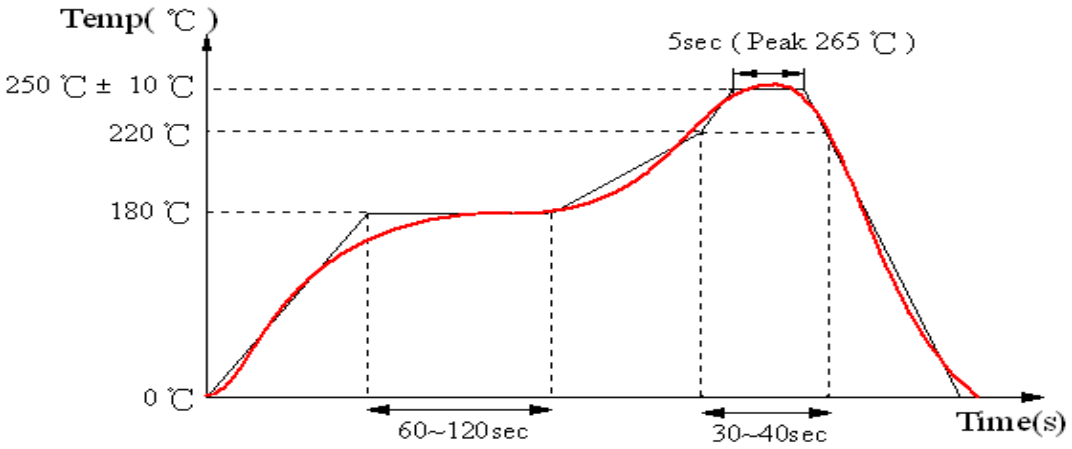

（3） 手工返工 Reworking with soldering iron

当使用电烙铁进行手工焊接时，以下条件必须严格遵守 The following conditions must be strictly followed when using a soldering iron.

预热 Pre-heating	150℃, 1 minute
尖端温度 Tip temperature	350℃ max
输出功率 Soldering iron output	80w max
电烙铁头尖端尺寸 End of soldering iron	φ3mm max
焊接时间 Soldering time	3 seconds max

8 包装 Packaging

①编带尺寸 Dimensions of Tape:

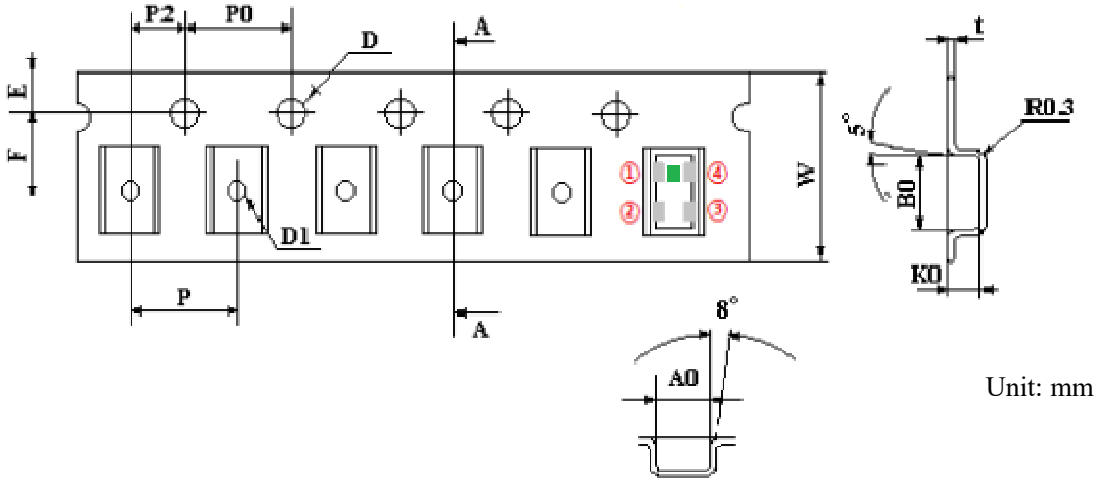

Unit: mm

W	P	E	F	P2	D	D1
8.00+0.30/-0.10	2.00±0.10	1.75±0.10	3.50±0.05	2.00±0.05	1.60±0.10	0.40±0.10
P0	10P0	A0	B0	K0	T	Tape Material
4.00±0.10	40.00±0.20	0.64±0.10	1.12±0.10	0.48±0.10	0.20±0.02	塑带 plastic carrier tape

②带轮尺寸 Dimensions of Reel

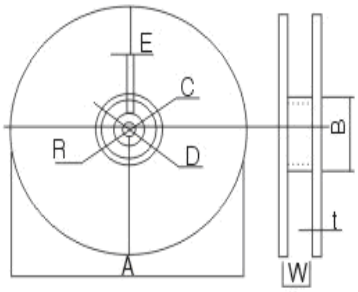

Reel material: PS (Polystyrene)

Unit: mm

A	178±2
B	60±2
C	13.0±0.5
D	21.0±0.8
E	2.0±0.5
W	8.5±1.0
t	1.2±0.2
R	1.0±0.25

③编带抗拉强度 Pulling strength of tapes:

载带 Carrier tape	10N or more (1kgf or more)
上盖带 Cover tape	5N or more (1kgf or more)

④编带简图及拉伸方向 Taping figure and drawing direction:

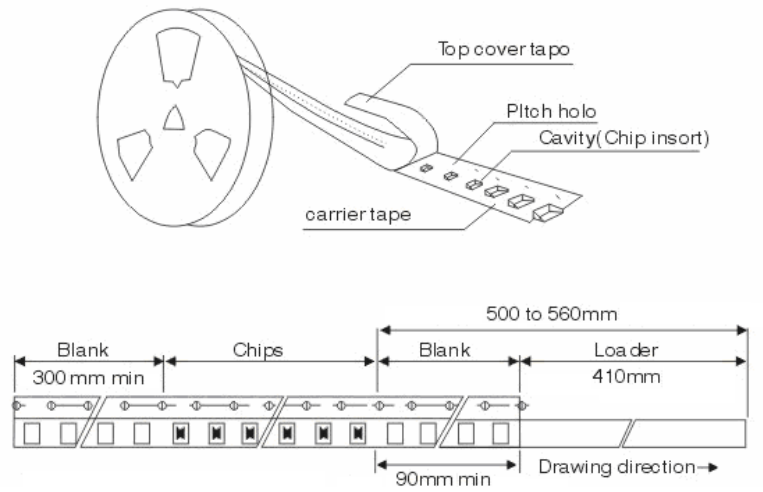

编带材料 Tape material:

基带 Base tape: 塑带 plastic carrier tape

盖带 Cover tape: 聚乙烯 polyethylene

⑤盖带的剥离强度 Peeling strength of cover tape:

盖带 Cover tape	0.2~0.6N (20gf~60gf)

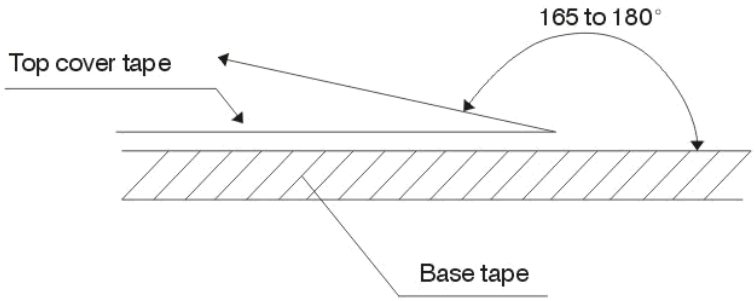

测试条件 Test condition:

1) 剥离角度 peel angle: 165°~180° vs. carrier tape.
2) 剥离速度 peel speed: 300mm/min±10%.

⑥ 包装数量 Packaging quantities: 10000 PCS / Reel