客户 CUSTOMER: 日期 DATE

规格书
SPECIFICATION

产 品 名 称 PRODUCT NAME: 微波带通滤波器

Microwave Band-Pass Filter

村 田 料 号 MURATA PART NO.:
敝 司 料 号 OUR PART NO.: MBPF15M7245-N26S
版 本 号 VERSION.: V1.1

接受 RECEPTION THE SPECIFICATION HAS BEEN ACCEPTED. 该规格书已被我司接受 日期: DATE： 公司： COMPANY：		
批准 CFMD	审核 CHKD	接收 RCVD

本规格书共 11 页

MANUFACTURING NAME

深圳市麦捷微电子科技股份有限公司
SHENZHEN MICROGATE TECHNOLOGY CO。, LTD
TEL：86-755-28085000
FAX：86-755-28085605

CFMD. 批准	CHKD. 审核	DSGD. 担当
梁启新	付迎华	CHA

规格书改定履历 MODIFY HISTORY OF SPECIFICATION

Ver.	DATE	CONTENT	APPROVED
1.0	2022.03.10	初稿 Constitute	付迎华
1.1	2022.05.26	更新产品 mark 和编带 Modify the mark and packaging	付迎华

目录 CATALOG

1 适用范围 Scope 4
2 品名构成 Product Identification 4
3 形状、尺寸和材料 Appearance, Dimensions and Material 4
4 测试条件 Testing Conditions 5
5 电气性能 Electrical Characteristics 5
6 特性曲线 Characteristic Curve 6
7 焊接条件 Recommended Soldering Conditions 7
8 包装 Packaging 8

1 适用范围 Scope

“麦捷”微波带通滤波器系列产品设计用于 5G、LTE、WIFI、Bluetooth、PDA 和无绳电话机中，具有低的插入损耗、高的衰减和小体积 SMD 片式设计，能减少复杂的调校工作，可以简化电路设计。

“Microgate” Microwave Band-Pass filter series are designed to be used in 5G、LTE、WIFI、Bluetooth,、PDA & Cordless phones with low insertion loss and high attenuation as well as small size SMD chip design , which can simplify your complex tuning and circuit design .

2 品名构成 Product Identification

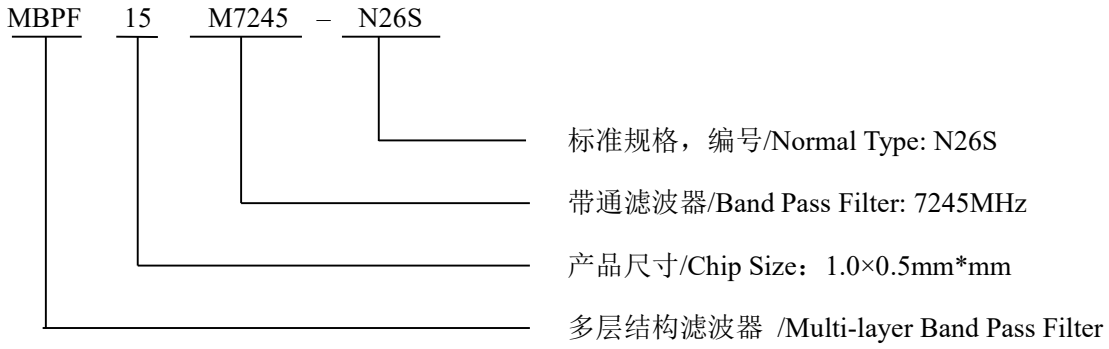

3 形状、尺寸和材料 Appearance, Dimensions and Material

Unit：mm

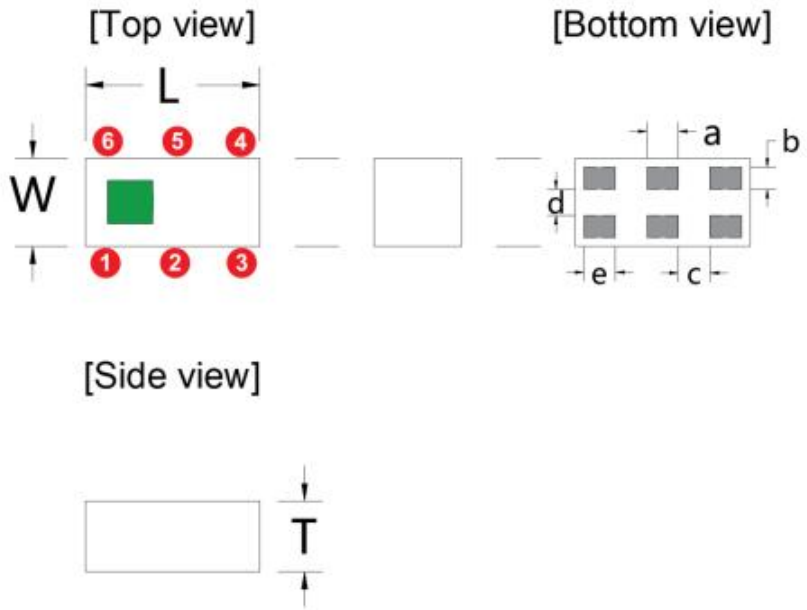

L	W	T	a	b	c	d	e
1.0±0.05	0.5±0.05	0.40Max	0.18±0.05	0.125±0.05	0.18±0.05	0.15±0.05	0.18±0.05

Pin configuration

1	2	3	4	5	6
NC	GND	NC	In/Out	GND	Out/In

Part Name 名称	Structure and Material 结构及材料
Resonator 谐振体	Dielectric Material LTCC 介质材料
In/Output Terminals 输入/输出	Ag 银
Ground Base 接地面	Ag 银

4 测试条件 Testing Conditions

除非另有规定，否则在以下条件下测试 <Unless otherwise specified>

温度 Temperature : Ordinary Temperature (-40 to 85℃)

湿度 Humidity : Ordinary Humidity (25 to 85% RH)

大气压强 Atmospheric Pressure : 86 to 106 kPa

5 电气性能 Electrical Characteristics

Parameter		Symbol	Spec.			Notes
			Min.	Typ.	Max.	
Frequency range		MHz	6240		8250	
Insertion loss	6240~6750MHz	dB		/	2.0	-40~85°C
	6240~6750MHz	dB		1.33	1.5	25°C
	7750~8250MHz	dB		/	1.7	-40~85°C
	7750~8250MHz	dB		1.04	1.5	25°C
VSWR @Input port	6240~8250MHz	/		1.41	2.0	-40~85°C
VSWR @Output port	6240~8250MHz	/		1.41	2.0	-40~85°C
Input port impedance		Ohm		50		
Output port impedance		Ohm		50		
Absolute attenuation	700-2690MHz	dB	30	33.9		
	3300-3800MHz	dB	30	36.2		
	3800-4000MHz	dB	30	45.8		
	4000-4200MHz	dB	34	39.9		
	4400-5000MHz	dB	25	30.1		
	5150-5350MHz	dB	15	19.2		
	12450-13500MHz	dB	20	32.6		
	15500-16500MHz	dB	20	24.1		
Power capacity		W	2.0 Max.			

6 特性曲线 Characteristic Curve

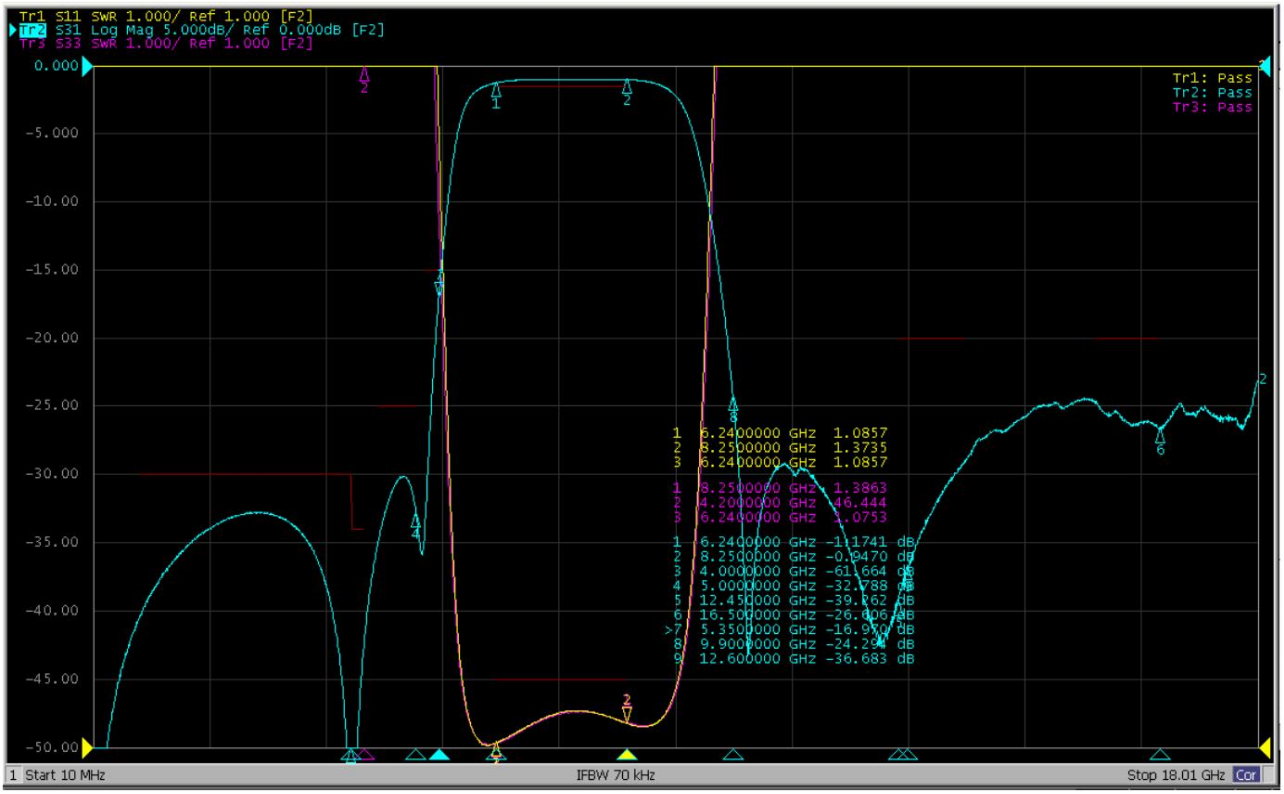

7 焊接条件 Recommended Soldering Conditions

1、焊剂 Flux, Solder

① 使用松香助焊剂，禁止使用卤化物含量起过 0.2wt%的强酸性助焊剂。

Use rosin-based flux. Don't use highly acidic flux with halide content exceeding 0.2wt% (chlorine conversion value).

② 使用纯锡焊料 Use Sn solder.

2、回流焊条件 Reflow soldering conditions

●预热时，产品表温与焊料温度的温差最大不允许超出 150℃，焊接完后冷却时，产品表温与溶剂温度之间的温差最大不允许超出 100℃。预热不足有可能引发产品表面裂纹，导致产品品质下降。

Pre-heating should be in such a way that the temperature difference between solder and product surface is limited to 150℃ max. Cooling into solvent after soldering also should be in such a way that temperature difference is limited to 100℃ max. Unwrought pre-heating may cause cracks on the product, resulting in the deterioration of products quality.

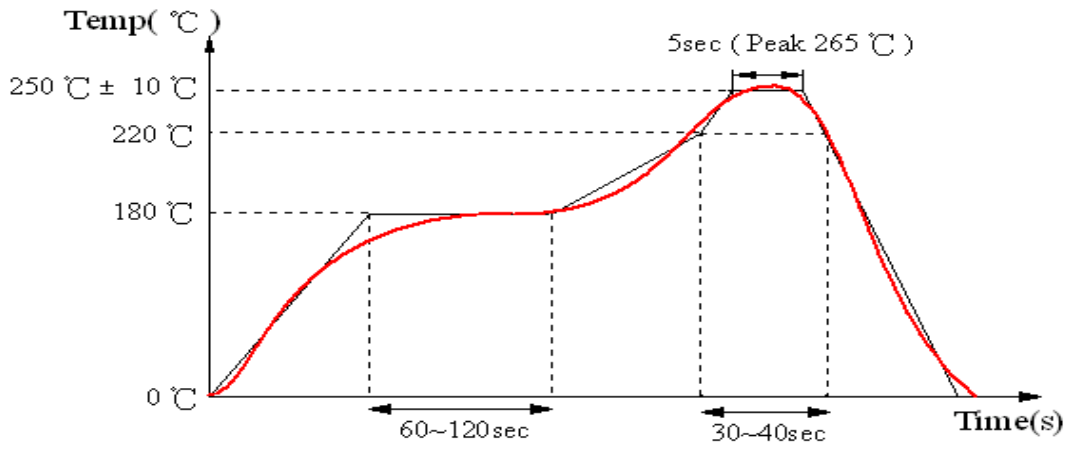

●标准回流焊曲线 Standard soldering profile.

3、手工返工 Reworking with soldering iron

当使用电烙铁进行手工焊接时，以下条件必须严格遵守 The following conditions must be strictly followed when using a soldering iron.

预热 Pre-heating	150℃, 1 minute
尖端温度 Tip temperature	350℃ max
输出功率 Soldering iron output	80w max
电烙铁头尖端尺寸 End of soldering iron	φ3mm max
焊接时间 Soldering time	3 seconds max

8 包装 Packaging

① 编带尺寸 Dimensions of Tape:

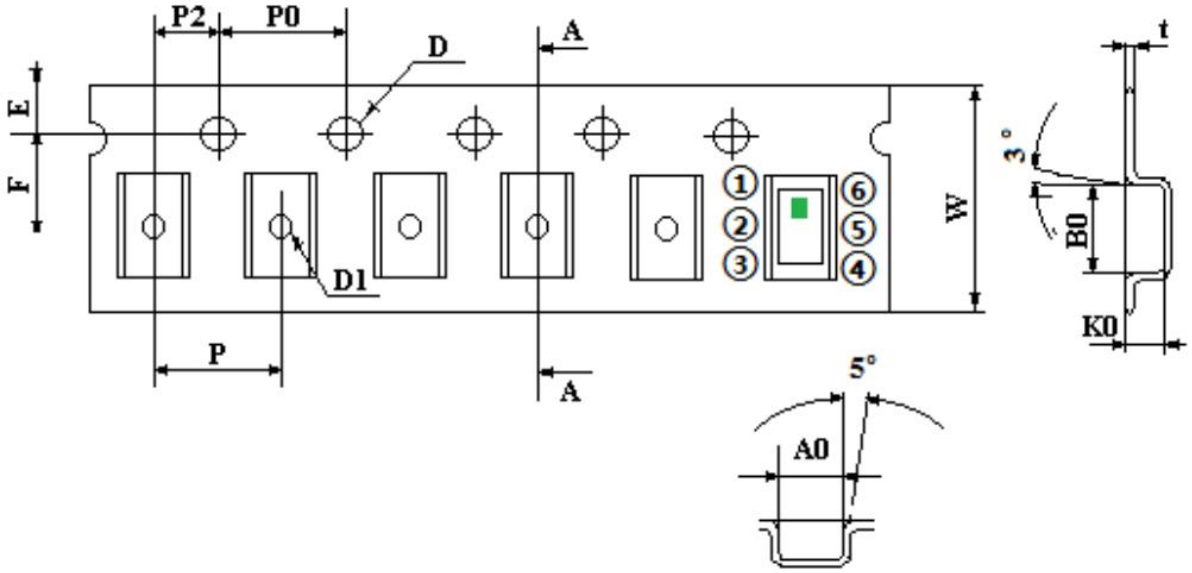

W	P	E	F	P2	D	D1
8.00+0.30/-0.10	2.00±0.10	1.75±0.10	3.50±0.05	2.00±0.10	1.60+0.10	0.40+0.10
P0	10P0	A0	B0	K0	T	Tape Material
4.00±0.10	40.00±0.20	0.64±0.10	1.12±0.10	0.48±0.10	0.20±0.05	plastic carrier tape

② 带轮尺寸 Dimensions of Reel

Unit: mm

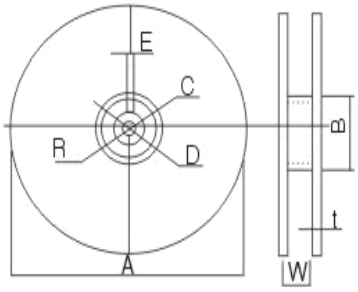

Reel material: PS (Polystyrene)

A	178±2
B	60±2
C	13.0±0.5
D	21.0±0.8
E	2.0±0.5
W	8.5±1.0
t	1.2±0.2
R	1.0±0.25

③ 编带抗拉强度 Pulling strength of tapes:

载带 Carrier tape	10N or more (1kgf or more)
上盖带 Cover tape	5N or more (1kgf or more)

④ 编带简图及拉伸方向 Taping figure and drawing direction:

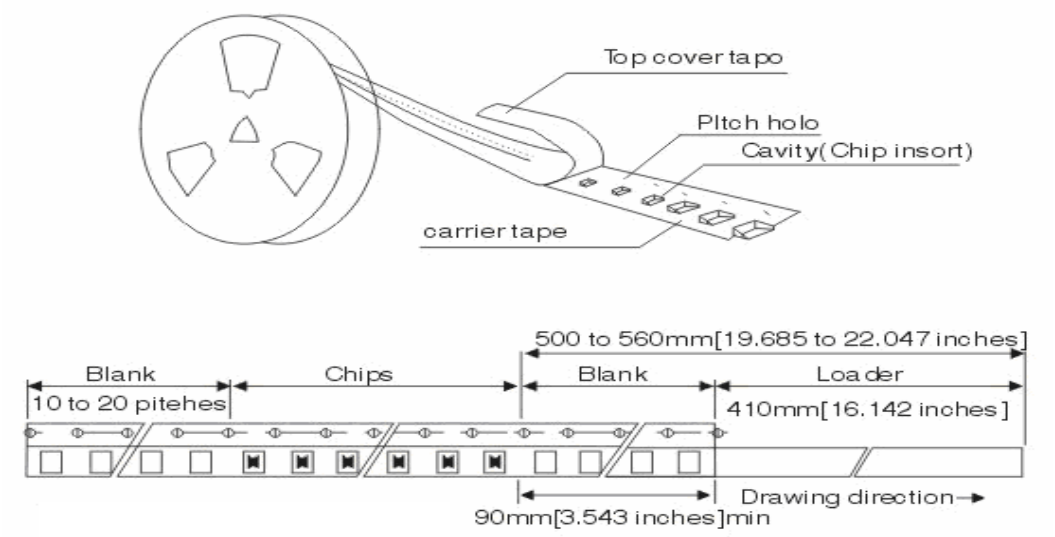

⑤ 盖带的剥离强度 Peeling strength of cover tape:

盖带 Cover tape	0.2~0.6N (20gf~60gf)

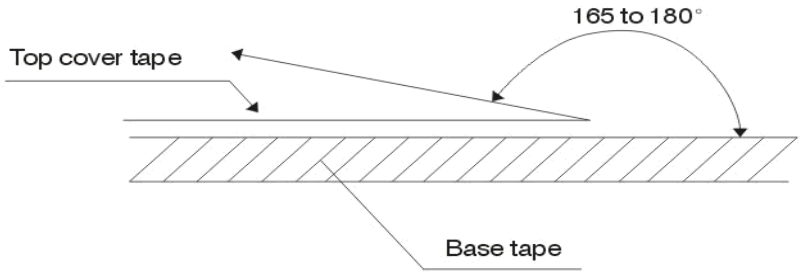

测试条件

1) 剥离角度 peel angle: 165°~180° vs. carrier tape.

2) 剥离速度 peel speed: 300mm/min±10%.

⑥ 包装数量 Packaging quantities: 10000 PCS / Reel