APPROVAL SPECIFICATION

RoHS+HSF
COMPLIANT

PRODUCT NAME: SMD power inductor

YOUR PART NO.:

OUR PART NO.: MAPM1365 Series

VERSION: V2.0

RECEPTION THE SPECIFICATION HAS BEEN ACCEPTED. **COMPANY:** DATE:		
CFMD	CHKD	RCVD

Confidential for Microgate

MANUFACTURING NAME

SHENZHEN MICROGATE TECHNOLOGY CO., LTD
Address: Microgate Technology Building, No. 16,
Technology Road, Pingshan, Shenzhen, China.
Postcode: 518118
Tel: 86-755-28085000

CFMD.	CHKD.	DSGD.
Charles	Lu Denghui	Wang Yusheng

CATALOG

	Component SPEC Version Record……	**2**
1	**Scope……**	**4**
2	**Product Identification……**	**4**
3	**Appearance, Dimensions and Material……**	**4**
4	**Testing Conditions……**	**5**
5	**Electrical Characteristics……**	**5-6**
6	**Reliable Performance……**	**7-9**
7	**Recommended Soldering Condition……**	**9**
8	**Packaging……**	**10**
9	**Products Storage……**	**11**
10	**Environment……...**	**11**

Confidential for Microgate

Component SPEC Version Record

Rev.	Effective Date	Changed Contents	Change Reasons	Approved By
1.0	2015.06.18	New released	/	Charles
2.0	2026.01.08	Update specifications	/	Charles

Confidential for Microgate

1. Scope

This specification applies to the MAPM1365F series of SMD Power inductors.

2. Product Identification

MAPM 1365 F- 470 M **– LF
① ② ③ ④ ⑤ ⑥ ⑦

① Product Symbol
② Dimensions
③ Special process code
④ Inductance Value (R22:0.22uH 1R0:1.0uH 470: 47uH)
⑤ Inductance Tolerance (K:10% ; M:20% ; N:30%)
⑥ Process code
⑦ Lead-Free

3. Appearance, Dimensions and Material

(1) Appearance and dimensions

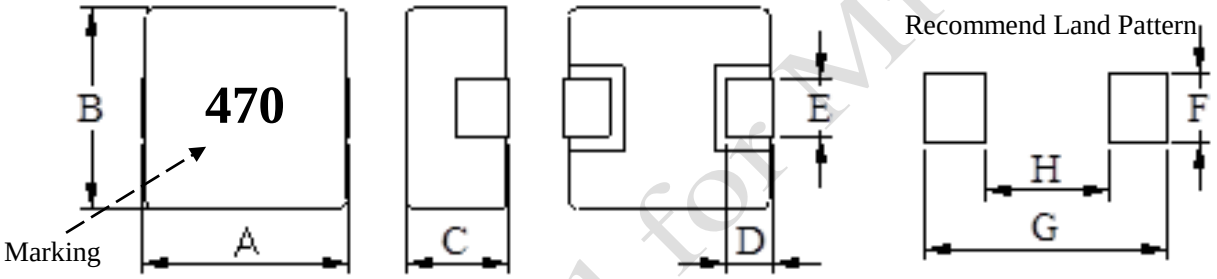

Dimensions in mm							
A	B	C	D	E	F	G	H
13.5±0.5	12.6±0.3	6.5max.	2.5±0.5	3.8±0.5	4.5ref	15.5 ref	8.0 ref

(2) Material List

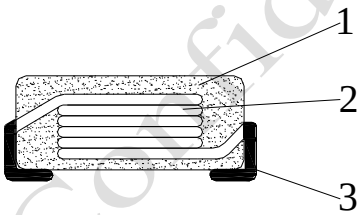

No.	Item	Material
1	Core	Alloy Material
2	Wire	Enameled Copper Wire
3	Terminal	Tin Covered Copper

4. Testing Conditions

Unless otherwise specified, the standard conditions for measurement/test as:
Ambient Temperature : 5 to 35℃
Relative Humidity: 25 to 85% RH
Atmospheric Pressure: 86 to 106 kPa

If any doubt on the results, measurements/tests should be made within the following limits:
Ambient Temperature : 25±1℃
Relative Humidity: 60 to 70% RH
Atmospheric Pressure: 86 to 106 kPa

Confidential for Microgate

5. Electrical Characteristics And Test Instruments

Part No.	Inductance	DCR(mΩ)		Isat (A)		Irms (A)	
	L0 (uH)						
	±20%	Max.	Typ.	Max.	Typ.	Max.	Typ.
MAPM1365D-R56M**-LF	0.56	1.7	1.2	54	60	27	30
MAPM1365D-R68M**-LF	0.68	1.8	1.3	48	54	25	28
MAPM1365D-R82M**-LF	0.82	2.0	1.6	45	50	22	25
MAPM1365D-1R0M**-LF	1.00	2.5	1.7	42	47	22	25
MAPM1365D-1R5M**-LF	1.5	3.5	2.5	38	42	20	22
MAPM1365D-2R2M**-LF	2.2	4.5	3.5	34	38	16	18
MAPM1365D-3R3M**-LF	3.3	8.2	5.5	25	28	11.5	13
MAPM1365F-4R7M**-LF	4.7	14	11	19	21	12.5	14
MAPM1365F-5R6M**-LF	5.6	15	12	16	18	10	11
MAPM1365F-6R8M**-LF	6.8	13	10	15	16.5	9.0	10.0
MAPM1365F-8R2M**-LF	8.2	25	17	14	16	9.0	10.0
MAPM1365F-100M**-LF	10	25	16	14	15.5	9.0	10.0
MAPM1365F-150M**-LF	15	38	31	8.1	9.0	5.4	6.0
MAPM1365F-220M**-LF	22	48	42	6.7	7.5	4.5	5.0
MAPM1365F-330M**-LF	33	66	61	5.0	5.5	3.6	4.0
MAPM1365F-470M**-LF	47	90	80	4.5	5.0	3.2	3.5
MAPM1365F-560M**-LF	56	110	90	3.6	4.0	2.7	3.0
MAPM1365F-680M**-LF	68	123	92	2.7	3.0	2.3	2.5

Confidential for Microgate

Test instruments and remarks

* All test data is referenced to 25℃ ambient.
* Test Condition: 100KHz,1.0Vrms.
* L test by CHROMA 3302 meter or equivalent
* DCR test by Tonghui TH2516B meter or equivalent
* CHROMA 3302 and 1320 meter for IDC;
* Irms: DC current (A) that will cause an approximate ΔT of 40℃.
* Isat: DC current (A) that will cause L0 to drop approximately 30%.
* The rated current as listed is either the saturation current or the heating current depending on which value is lower.
* Operating temperature: -55℃ to +125℃.(Including self-heating).
* The part temperature (ambient + temp rise) should not exceed 125℃ under worse case operating conditions. Circuit design, component placement, PCB trace size and thickness, airflow and other cooling provision all affect the part temperature. Part temperature should be verified in the end application.

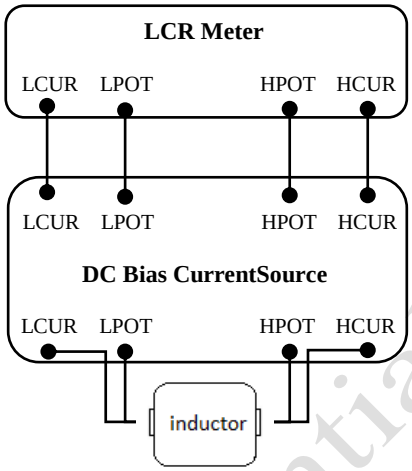

Isat test schematic diagram

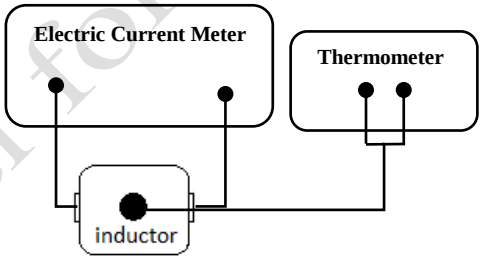

Irms test schematic diagram

Confidential for Microgate

6. Reliability

No.	Item	Requirements	Test Methods and Remarks	Reference	Sample Size
1	Solderability	Terminal area must have 95% min. solder coverage.	①Temperature:245± 5℃, flux 5-10 s. ②Sample immersion tin furnace 5 ±0.5s. ③Immersed and in and out of speed: 25 ± 6mm/s.	AEC-Q200 (J-STD-002)	15
2	Resistance to Soldering Heat	(1) No physical damage. (2) |ΔL0/L0| ≤10%	①The peak temperature: 260+5/-0℃. ②Reflow:3times. ③Temperature curve is as below: 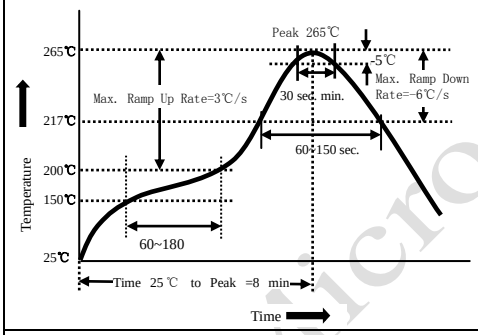	AEC-Q200 (MIL-STD-202 Method 210)	30
3	High Temperature Storage		①Temperature: 125±2℃. ②Time : 1000 hours. ③Measurement at 24±4 hours after test conclusion. 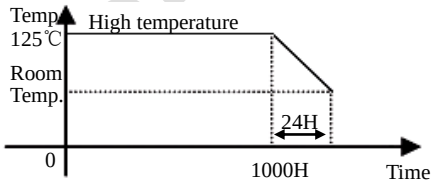	AEC-Q200 (MIL-STD-202 Method 108)	77
4	Low Temperature Storage		①Temperature: -55±2℃. ②Time : 1000 hours. ③Measurement at 24±4 hours after test conclusion. 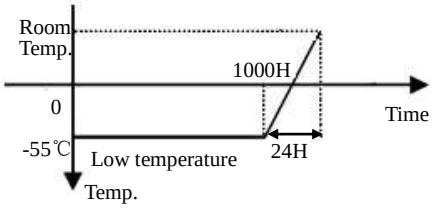	JESD22-A119	77
5	Thermal shock		①First -40℃ for 15 minutes, last 125℃ 15minutes as 1 cycle. Go through 300 cycles. ②Max transfer time is 20 second. ③Measurement at 24±4 hours after test conclusion. 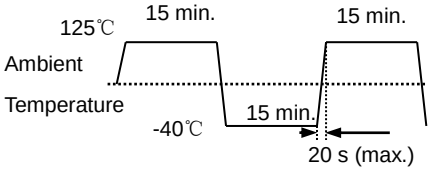	MIL-STD-202 Method 107	30

Confidential of Microgate

No.	Item	Requirements	Test Methods and Remarks	Reference	Sample Size
6	Humidity Resistance	(1) No physical damage. (2) | ΔL0/L0 | ≤10%	①1000 hours, 85°C/85%RH. ②Unpowered. ③Measurement at 24±4 hours after test conclusion. 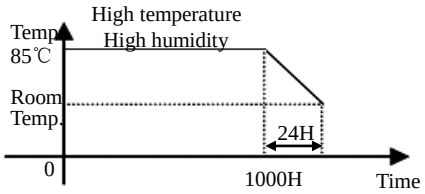	AEC-Q200 (MIL-STD -202 Method 103)	77
7	Terminal Strength	No physical damage.	①The test samples shall be soldered to the board. ②17.64N, 60s. 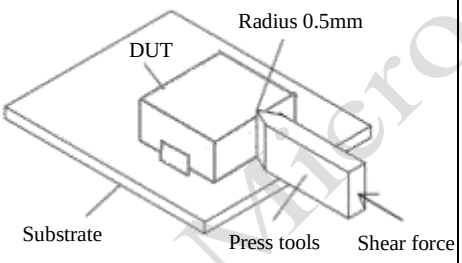	AEC-Q200 (AEC-Q200-0 06)	30
8	Board Flex	(1) No physical damage. (2) | ΔL0/L0 | ≤10%	①Part mounted on a 100mm*40mm FR4 PCB board, which is 1.6±0.2 mm thick. ②Bending speed is 1mm/s. ③Keeping the P.C Board 2 mm minimum for 60 seconds. 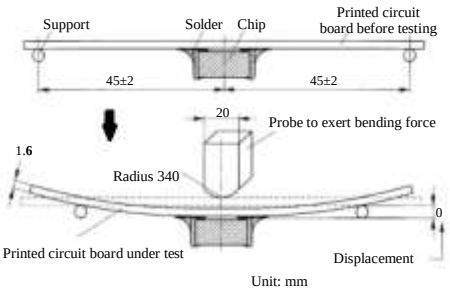	AEC-Q200 (AEC-Q200-0 05)	30
9	Drop		Height: 1 m, Free fall, 10times.	JESD22-B111	30
10	Vibration		①Frequency range : 10~2000Hz. ②Amplitude: 1.5mm, 5g ③Sweep time and duration: 10~2000~10Hz for 20 minutes. ④Each four hours(12 times) in X,Y,Z direction, 12 hours in total.	AEC-Q200 (MIL-STD-20 2 Method 204)	30

Confidential for Microgate

No.	Item	Requirements	Test Methods and Remarks	Reference	Sample Size
11	Loading at High Temperature	(1) No physical damage. (2)｜ΔL0/L0｜≤10%	①Temperature: 85±2℃. ②Time : 1000 hours. ③Applied Current : Rated current. ④Measurement at 24±4 hours after test conclusion.	AEC-Q200 (MIL-PRF-27)	77

7. Recommended Soldering Conditions

(1) Reflow soldering conditions

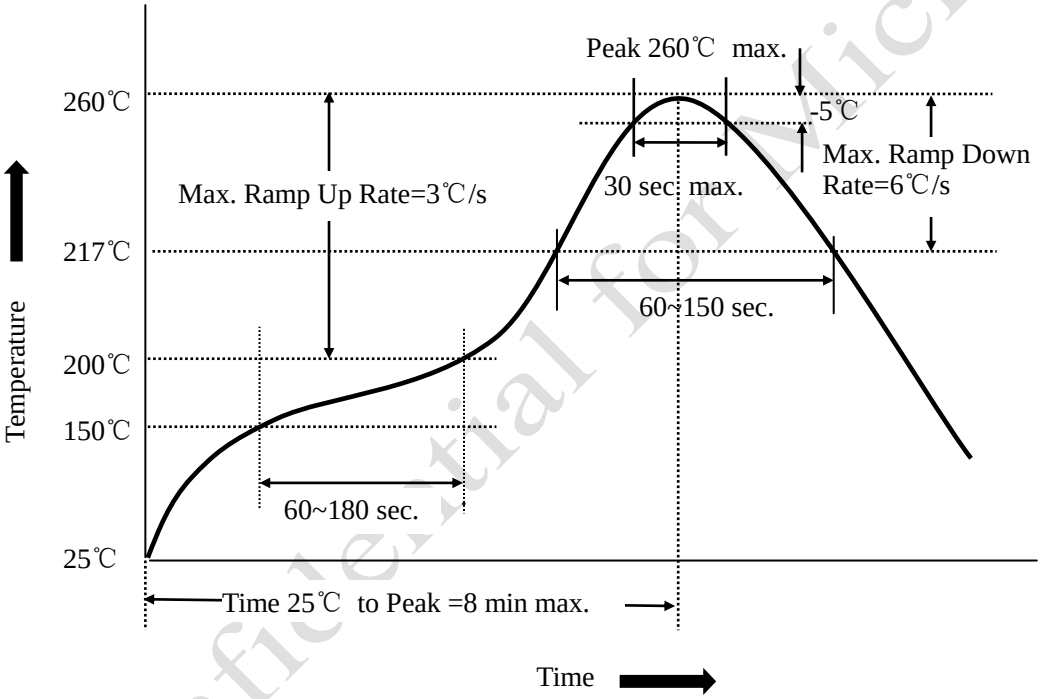

*Above reflow soldering curve is from J-STD-020D.

(2) Iron soldering

The following conditions must be strictly followed when using a soldering iron.

Pre-heating	150℃ 1 minute
Tip temperature	350℃ max
Soldering iron output	30w max
End of soldering iron	Φ1mm max
Soldering time	3 seconds max

Confidential for Microgate

8.Packaging

8.1 Dimension of tape (Unit: mm)

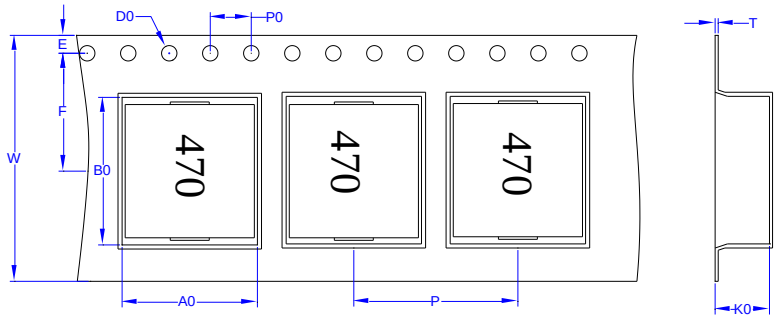

W	24.0±0.3
F	11.5±0.1
E1	1.75±0.1
P0	4.0±0.1
P1	16.0±0.1
P2	2.0±0.1
A0	13.1±0.2
B0	14.3±0.2
K0	6.8±0.2
T	0.40±0.10
ϕ D0	1.5+0.1/-0.0

8.2 Dimension of reel (Unit: mm)

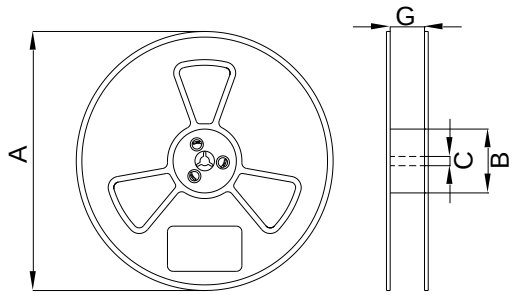

Symbol	Dimension
A	330±2
B	100±2
C	13.5±0.2
G	25.4±1.0

8.3 Taping figure and drawing direction

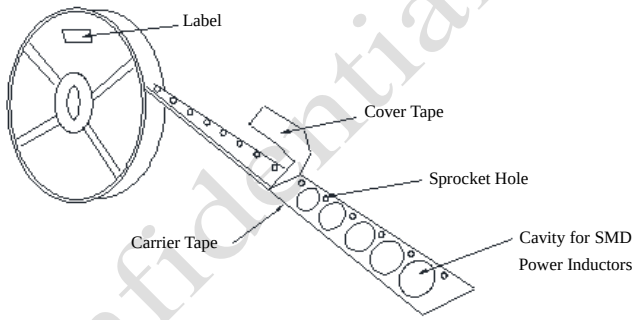

8.4 Packaging quantities: 500PCS/Reel.

8.5 Peeling strength of cover tape:

The peel force of top cover tape shall be between 0.1N to 1.3 N.

Room Temp. (℃)	Room Humidity (%)	Room aim (hpa)	Peel Speed (mm/min)
5-35	45-85	860-1060	300

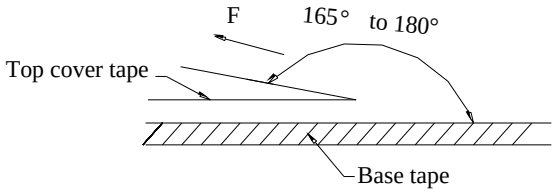

Confidential for Microgate

9. Products Storage

(1) Storage period

Products which inspected in MICROGATE over 12 months ago should be examined and used, which can be confirmed with inspection No. marked on the container. Solderability should be checked if this period is exceeded.

(2) Storage conditions

Products should be storage in the warehouse on the following conditions:

Temperature: -10 ~+ 40℃

Humidity: Less than 80% relative and humidity

No rapid change on temperature and humidity.

(3) Don't keep products in corrosive gases such as sulfur, chlorine gas or acid, or it may cause oxidization of electrode, resulting in poor solderability.

(4) Products should be storage on the palette for the prevention of the influence from humidity, dust and so on.

(5) Products should be storage in the warehouse without heat shock, vibration, direct sunlight and so on.

(6) Products should be storage under the airtight packaged condition.

10. Environment

Compliant with RoHS, Halogen-free, REACH regulations. Test report is available upon request.

Confidential for Microgate